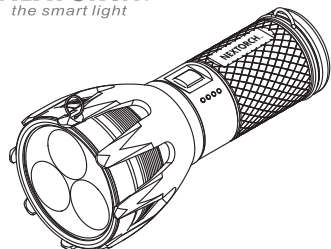


OPERATOR'S MANUAL
使用说明书
FLASHLIGHT

NEXTORCH®
the smart light



Saint Torch 3

Learn more on www.nextorch.com

请登陆：www.nextorch.com 获取更详尽的产品资讯。

English

Congratulations on purchasing our NEXTORCH® flashlight. You have chosen a high quality product designed from the latest technology. For the best use of this product, please read the instruction manual carefully.

中文

尊敬的用户，恭喜您拥有了纳丽德手电。它选用最好的材料，经科学的设计，精密的制造工艺，呈现在您的面前。为了您能对我们的产品有全面的了解，请仔细阅读我们为您准备的《使用说明书》。

SPECIFICATION

Bulb	3* Cree® XM-L U2 LED					
Battery	10400mAh Li-ion rechargeable battery pack					
Pre-set modes	Momentary on	Turbo	High	Medium	Strobe	S.O.S.
Output	2600 LM	2600 LM	1300 LM	240 LM	2600 LM	2600 LM
Run Time	—	100 min	5h	12h	—	—
Beam Distance	1460' / 445m	1089' / 322m	1089' / 322m	472' / 144m	—	—
Waterproof	IPX-7, 3.28' / 1m					
Impact Resistant	3.28' / 1m					
Body Material	Aerospace grade aluminum 6061-T6 with hard-anodized finish					
Dimensions	Length 7.01" / 178 mm Body Diameter 1.89" / 48 mm Head diameter: 3.23" / 82 mm					
Weight	23.66 oz / 676 g (With battery pack)					

参数

灯泡	3颗CREE® XM-L U2 LED					
电源	10400mAh锂离子充电电池包					
预设模式	点射	极亮	高亮	中亮	爆闪	S.O.S.
亮度	2600 流明	2600 流明	1300 流明	240 流明	2600 流明	2600 流明
续航时间	—	100分钟	5小时	12小时	—	—
照射距离	445米	445米	322米	144米	—	—
防水等级	IPX-7, 1米					
抗摔高度	1米					
筒身材料	航天等级强化铝材6061-T6 经II型硬质阳极氧化表面处理					
尺寸	筒长：178毫米；筒身直径：48毫米；筒头直径：82毫米					
重量	676克（不含电池）					

FEATURES

- Utilizes 3*Cree XM-L U2 LED, max output 2600 Lumens
- Powered by 10400mAh rechargeable li-ion battery pack (Included)
- Direct recharge via AC charger or USB charger (17.2V AC charger, USB in-car charger, USB cable included)
- 6 modes pre-set, for the most common flashlight applications (Momentary On – Turbo – High – Medium – Strobe – S.O.S.)
- PC programmable
Re-program to deliver the functions needed for your specialized situations
- Intelligent Switch — DUO SWITCH
Providing ergonomic activation controls including: Press for silent momentary on, Click for constant on, Repeat pressing to switch between alternative set modes
- IPX-7 water-proof standard of up to 1 meters / 3.28 feet.
- Shock-proof standard of up to 1meters / 3.28 feet.
- Anti-rolling and anti-shock functionality.

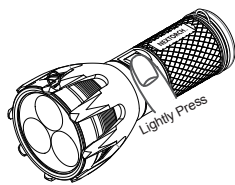
产品特点

- 采用3颗 Cree® XM-L U2 LED, 最高亮度达2600流明
- 内置10400mAh可充式锂离子电池包, 大容量支持超长续航
- 直接充电设计: 17.2V座充快速充电, USB座充/车充慢速充电(包装内含: 17.2V座充, USB车充, USB数据线)
- 预设六种模式(点射-极亮-高亮-中亮-爆闪-S.O.S.), 满足多种场合照明需求
- 采用STT智能手电技术, 可根据不同场合使用及个性化需求, 自定义手电的亮度、爆闪频率及信号模式,
- 多功能开关设计, 单个开关即可实现战术点射及模式切换功能。
- 防水设计, 防水等级达IPX-7, 水下1米
- 专利防滚动、抗震设计
- 可倒立放置, 做烛光模式

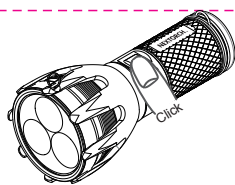
QUICK START GUIDE

ON/OFF

Momentary ON/OFF:
Lightly press the switch and hold for Momentary ON; release the switch to turn it OFF – “Silent Switch”



Constant ON/OFF:
Click the push-button switch all the way in and release it for Constant ON; repeat it to turn it OFF – “Clicking Switch”.



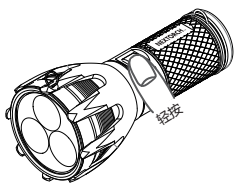
Mode Switch

While Operating the “Click Switch”:
Step 1. Press the switch all the way in and release it for Constant ON.
Step 2. Press/tap lightly when the light is on to switch the mode according to the following cycle.
Turbo → High → Medium → Strobe → S.O.S.

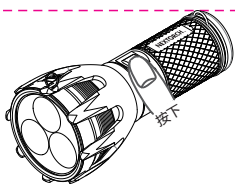
快速入门

打开/关闭

瞬时点亮:
轻按尾部按钮开关(开关未发出响声), 即可瞬时点亮手电; 松开手指, 则关闭手电



常亮:
按下尾部按钮开关至发出响声, 松开手指, 即可打开手电(手电处于常亮状态); 再次重按尾部按钮开关, 则关闭手电。



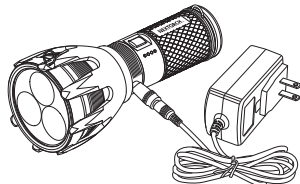
切换模式

1. 打开手电至常亮状态
2. 轻按开关(无响声发出), 即可切换不同的模式
模式切换顺序:



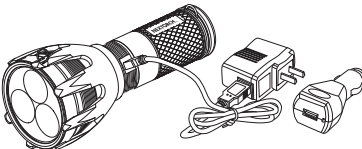
HOW TO CHARGE

To charge the Saint Torch 3 (Battery: 10400mAh 18650 rechargeable Li-ion battery pack)
Charged by 17.2V AC Wall Charger [Preferred charge way]
● Unscrew the head clockwise to reveal the charging port
● Connect the flashlight with the wall charger



Charged by USB wall charger or in-car charger [Spare charge way]

Unscrew the head clockwise to reveal the charging USB interface
Connect the flashlight and USB charger via USB cable



When the light indicator appears:

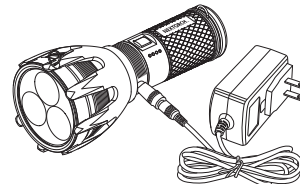
- Green-light Blinking :CHARGING IN PROGRESS
- GREEN-light Constant on: FULLY CHARGED
- OFF: CONNECTION NOT MADE

* Charging Time

Charged by 17.2V AC Wall Charger: About 4 hours
Charged by USB In-Car Charger: About 18 hours

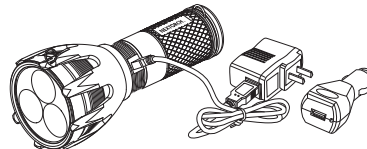
如何充电

Saint Torch 3(电池类型: 10400mAh锂离子充电电池包)可采用多种直充充电方式
通过17.2V DC座充快速充电【建议首选使用】
● 顺时针方向旋转手电头部, 拧开头盖至充电接口露出
● 将座充的圆形针孔插入手电充电接口, 连接排插取电



通过USB座充、车充、电脑等设备进行充电【建议应急使用】

- 顺时针方向旋转手电头部, 拧开头盖至USB充电接口露出
- 通过USB数据线, 将手电与充电设备(电脑、车充、座充)相连接



当充电指示灯显示:

- 绿灯闪烁: 表示正在充电中
- 绿色常亮: 表示电池电量已满, 充电完毕
- 不亮: 表示连接未成功

*充电时间

17.2V DC 直充充电: 约4个小时
USB 车充充电: 约18小时

MULTI-FUNCTION CARRY BAG INSTRUCTIONS

Specially designed multi-function Carry Bag:



Various ways to carry:



Hand carry Strap on waist Hang on backpack

多功能便携包使用方法

Saint Torch 3 特别设计杜邦尼龙面料多功能便携包, 整体打包, 轻松随行。



便携包多种携带方式设计:



手持 横挂在腰部 挂在背包上

NOTICE

- Do not shine directly into eyes as the powerful light could cause a permanent injury.
- Do not dismantle the bulb assembly.

Saint Torch 3 安全使用指南

- 请不要将光线直射入人的眼睛, 较强的光线会对眼睛造成永久性伤害。
- 请不要拆解灯头, 以免造成反光杯或灯泡损伤。

MAINTENANCE

To keep your flashlight in perfect working condition, follow the instructions below.

- Clean your flashlight with a soft clean cloth.
- Wash the flashlight with fresh water after using in the seawater or causticity liquid, and dry it with warm air.
- When the tail cap does not rotate smoothly, apply silicone grease on the “O” ring (You can buy the silicon grease in outdoor or hardware shops.)
- Please remove the battery and keep them dry and cool when they are not in use for a extended period of time.

Saint Torch 3 保养注意事项

每次使用后, 请遵循以下几点对电筒进行必要的保养, 使其能继续为您提供高质量的服务。

- 每次使用后, 请用干净的软布对电筒进行擦拭。
- 当电筒在沾染海水或腐蚀性液体时, 请及时用清水清洗, 并用电风吹干。(您可以到专业的户外店、五金店购买到此类产品, 或使用由纳丽德为您准备的专业硅脂, 请参考后面的附件说明。
- 当灯头及尾盖拧动不畅时, 请在接口处涂少许硅脂。
- 电筒在不使用时, 请将电池取出, 放在阴凉处保存。

ACCESSORIES

NEXTORCH® offers a full range of product accessories suited for your flashlight. Learn more on www.nextorch.com. Compatible accessories for Saint Torch 3: SL6, LC6, DC1

附件支持

为了满足您对电筒的不同需求, 并使电筒得到全面的维护, 我们设计了一系列的配件。请根据您的个人需要进行选择, 如需详细了解附件参数, 请登陆网站www.nextorch.com. Saint Torch 3可用配件: SL6, LC6, DC1

LIMITED LIFETIME WARRANTY

- NEXTORCH® warrants that this product is free from manufacturing defects. NEXTORCH® will repair or replace any defective flashlight, please contact your local dealer or send an email to info@nextorch.com.
- The consumer will not have coverage or reimbursement under this warranty if the product has been subjected to abnormal use, unauthorized modifications or unauthorized repair.
- Rechargeable batteries will be under warranty within one year from the date of purchase.
- All of the original accessories that are delivered with this product (rechargeable batteries excluded) are not covered under this warranty.

纳丽德终身保修条款

- 纳丽德承诺: 因产品本身出现的质量问题及缺陷, 纳丽德将提供终身免费保修服务或更换服务。
- 因使用不当或擅自改装、维修而引起的产品缺陷、损坏, 不在终身保修范围之内。
- 充电电池保修期限为自购买日起一年之内。
- 所有随产品附带的配件(充电电池除外), 不在保修范围之内。

名称: Saint Torch 3说明书 (SMS0948-A01)
软件: Illustrator 15
颜色: K
分辨率: 300 dpi
成品尺寸: 110mmX53mm
展开尺寸: 110mmX318mm
印刷说明: 105克铜版纸单色双面印刷
刀膜说明: ———— 啤线
 - - - - - 折叠线
是否转曲: 已转曲线